

IA CLARINGTON STRATEGIC CORPORATE BOND FUND - SERIES E5 AND T5 UNITS

June 14, 2024

This document contains key information you should know about Series E5 and T5 units of IA Clarington Strategic Corporate Bond Fund. You can find more details in the fund's simplified prospectus. Ask your representative for a copy, contact IA Clarington Investments Inc. at 1.800.530.0204 or funds@iaclarington.com, or visit www.iaclarington.com.

Before you invest in any fund, consider how the fund would work with your other investments and your tolerance for risk.

Series T5 is not available for purchase under the Low Load and Deferred Sales Charge Options.

QUICK FACTS*

<p>Fund code(s): Series E5: CCM3559 Series T5: CCM3554 (FE), CCM3556 (LL), CCM3555 (DSC)</p> <p>Date series started: Series E5 and T5: September 26, 2011</p> <p>Total value of fund on April 30, 2024: \$668.43 million</p> <p>Management expense ratio (MER)**: Series T5: 1.95%</p>	<p>Fund manager: IA Clarington Investments Inc.</p> <p>Portfolio manager: iA Global Asset Management Inc.</p> <p>Distributions: Monthly; fixed dollar amount per unit targeted between 4% and 6% of series' NAV at end of previous calendar year (automatically reinvested unless you request to receive it in cash).</p> <p>Minimum investment***: Series T5: \$500 initial; \$50 additional (may be waived)</p>
------------------------------------------------------------------------------------------------------------------------------------------------------------------------------------------------------------------------------------------------------------------------------------------------------------------------	-----------------------------------------------------------------------------------------------------------------------------------------------------------------------------------------------------------------------------------------------------------------------------------------------------------------------------------------------------------------------------------------------------------------------------------------------

* This document pertains to Series E5 and T5 units. See below under "How much does it cost?" for information about the IA Clarington Elite Pricing Program (the "Program").
 ** See below under "Fund Expenses" for the MER applicable to each series.
 *** See the fee decrease table below under "Fund Expenses" for the minimum investment amount.

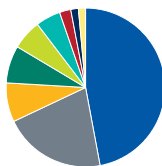
What does the fund invest in?

The fund seeks to provide income and the potential for long term capital growth by investing primarily in fixed income securities, allocated among North American corporate issuers, and between investment-grade and higher-yielding securities. The Fund may invest up to 50% of its assets in foreign securities. The charts below give you a snapshot of the fund's investments on April 30, 2024. The fund's investments will change.

Top 10 investments (April 30, 2024)

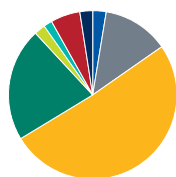
1. iShares iBoxx \$ Investment Grade Corporate Bond ETF	4.53%
2. SNC-Lavalin Group Inc., 7.000%, 2026-06-12	2.31%
3. Cash and Other Net Assets	2.30%
4. KeHE Distributors LLC / KeHE Finance Corp. / NextWave Distribution Inc., 9.000%, 2029-02-15	2.22%
5. Bombardier Inc., 7.125%, 2026-06-15	2.08%
6. Russel Metals Inc., 5.750%, 2025-10-27	1.95%
7. Superior Plus LP, 4.250%, 2028-05-18	1.90%
8. Garda World Security Corp., 9.500%, 2027-11-01	1.89%
9. Cineplex Inc., 7.625%, 2029-03-31	1.82%
10. Secure Energy Services Inc., 6.750%, 2029-03-22	1.81%
Total percentage of top 10 investments:	22.81%
Total number of investments:	104

Investment mix (April 30, 2024)



Asset allocation

- Canadian High Yield Corporate Bonds 47.05%
- U.S. High Yield Corporate Bonds 20.93%
- Investment Fund(s) - Bond 7.95%
- Canadian Investment Grade Corporate Bonds 7.63%
- U.S. Investment Grade Corporate Bonds 6.07%
- Short-Term Investments 5.07%
- Cash and Other Net Assets 2.30%
- Other 1.53%
- Energy 1.47%



Credit ratings

- A 2.31%
- BBB 11.39%
- BB 45.60%
- B 19.48%
- CCC 1.89%
- Pfd-3 1.47%
- R1 5.07%
- Not Rated 2.21%

How risky is it?

The value of the fund can go down as well as up. You could lose money.

One way to gauge risk is to look at how much a fund's returns change over time. This is called "volatility".

In general, funds with higher volatility will have returns that change more over time. They typically have a greater chance of losing money and may have a greater chance of higher returns. Funds with lower volatility tend to have returns that change less over time. They typically have lower returns and may have a lower chance of losing money.

Risk rating

IA Clarington Investments Inc. has rated the volatility of this fund as **low**.

This rating is based on how much the fund's returns have changed from year to year. It doesn't tell you how volatile the fund will be in the future. The rating can change over time. A fund with a low risk rating can still lose money.



For more information about the risk rating and specific risks that can affect the fund's returns, see the section "What are the Risks of Investing in this Fund?" of the fund's simplified prospectus.

IA CLARINGTON STRATEGIC CORPORATE BOND FUND - SERIES E5 AND T5 UNITS

No guarantees

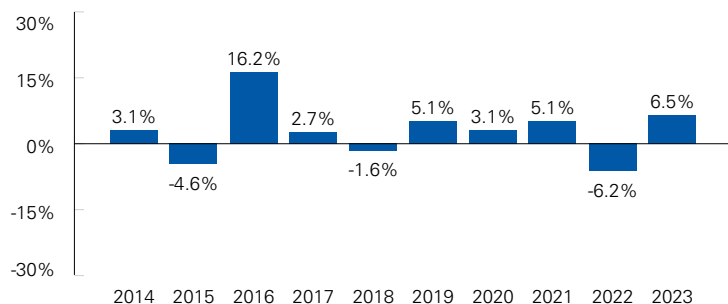
Like most mutual funds this fund doesn't have any guarantees. You may not get back the amount of money you invest.

How has the fund performed?

This section tells you how Series T5 units of the fund have performed over the past ten years. Returns are after expenses have been deducted. These expenses reduce the fund's returns. The performance of Series E5 units would be similar to the performance of Series T5 but would vary as a result of the difference in the combined management and administration fees compared to Series T5 units as disclosed in the fee decrease table under "Fund Expenses" below.

Year-by-year returns

This chart shows how Series T5 units of the fund performed in each of the past ten calendar years. The fund dropped in value in three of the ten years. The range of returns and change from year to year can help you assess how risky the fund has been in the past. It does not tell you how the fund will perform in the future.



Best and worst 3-month returns

This table shows the best and worst returns for Series T5 units of the fund in a 3-month period over the past ten years. The best and worst 3-month returns could be higher or lower in the future. Consider how much of a loss you could afford to take in a short period of time.

	Return	3 months ending	If you invested \$1,000 at the beginning of the period
Best return	8.69%	May 31, 2016	Your investment would rise to \$1,087
Worst return	-9.77%	March 31, 2020	Your investment would drop to \$902

Average return

A person who invested \$1,000 in Series T5 units of the fund 10 years ago holds today \$1,286, which represents an annual compounded rate of return of 2.55%.

Who is this fund for?

Investors who:

- Seek income and the possibility for capital appreciation*;
- Have low risk tolerance;
- Plan to invest over the medium to long term.

*Distributions on this series are expected to include a return of capital, which can erode the value of your investment.

A word about tax

In general, you'll have to pay income tax on any money you make on a fund. How much you pay depends on the tax laws where you live and whether or not you hold the fund in a registered plan, such as a Registered Retirement Savings Plan or a Tax-Free Savings Account.

Keep in mind that if you hold your fund in a non-registered account, fund distributions are included in your taxable income, whether you get them in cash or have them reinvested.

How much does it cost?

The following tables show the fees and expenses you could pay to buy, own and sell Series E5 and T5 units of the fund. The fees and expenses, including any commissions, can vary among series of a fund and among funds. Higher commissions can influence representatives to recommend one investment over another. Ask about other funds and investments that may be suitable for you at a lower cost.

As part of the Program, we may automatically switch your investment in Series T5 into Series E5 when your aggregate eligible investment in IA Clarington Funds reaches \$100,000, if at that time, Series E5 has a lower management fee. Upon expiry of the redemption fee schedule, your investment will be switched to another series, under the Front End Option, at the same or lower fee.

If your aggregate eligible investment no longer meets the eligibility threshold, we may switch your investment back into another series, which may have a higher management fee. See the fee decrease table under "Fund Expenses" below.

Please see **Switching Between Mutual Fund Series** under the heading "Purchases, Switches and Redemptions" and "Fees and Expenses" of the Simplified Prospectus and speak to your representative for additional details.

1. Sales charges

Series E5 and T5 units are only available under the Front End Option. Series T5 is not available to purchases under the Deferred Sales Charge and Low Load Options and are only available by switching from securities of another IA Clarington Fund under the same sales charge option. For information about the redemption fees payable when you redeem units purchased under the Deferred Sales Charge and Low Load Options, please see **Redemption Fees** under the heading "Fees and Expenses" of the Simplified Prospectus and speak to your representative for additional details.

Sales charge option	What you pay		How it works
	in percent (%)	in dollars (\$)	
Front End Option	0% to 5% of the amount you buy	\$0 to \$50 on every \$1,000 you buy	You and your representative decide on the rate. The initial sales charge is deducted from the amount you buy. It goes to your representative's firm as a commission.

IA CLARINGTON STRATEGIC CORPORATE BOND FUND - SERIES E5 AND T5 UNITS
2. Fund expenses

You don't pay these expenses directly. They affect you because they reduce the fund's returns. Series T5 has higher combined management and administration fees than Series E5.

	Annual rate (as a % of the fund's value)	
	Series E5	Series T5
Management expense ratio (MER) This is the total of the fund's management fee (including the trailing commission), fixed administration fee and operating expenses.	1.75%	1.95%
Trading expense ratio (TER) These are the fund's trading costs.	0.00%	0.00%
Fund expenses	1.75%	1.95%
For every \$1,000 invested, this equals:	\$17.50	\$19.50

The table below sets out the combined management and administration fee decrease after automatic switch.

Investment	Series	Combined management and administration fee decrease (%)
Up to \$99,999	N/A	N/A
\$100,000 (may be across aggregate eligible investments in IA Clarington Funds)	E5	T5 - 0.19%

More about the trailing commission

The trailing commission is an ongoing commission. It is paid for as long as you own the fund. It is for the services and advice that your representative and their firm provide to you. IA Clarington Investments Inc. pays the trailing commission to your representative's firm. It is paid from the fund's management fee and is based on the value of your investment. The rate depends on the sales charge option you choose. We no longer pay trailing commissions to discount brokers.

Upon the automatic switch of your investment, your representative may receive a higher trailing commission of up to 0.70% of your investment each year.

Sales charge option	Amount of trailing commission	
	in percent (%)	in dollars (\$)
Front End Option	0.70%	\$7 each year on every \$1,000 invested
Low Load Option	First 3 years: 0.30% Afterward: 0.70%	\$3 each year on every \$1,000 invested \$7 each year on every \$1,000 invested
Deferred Sales Charge Option	First 7 years: 0.30% Afterward: 0.70%	\$3 each year on every \$1,000 invested \$7 each year on every \$1,000 invested

3. Other fees

You may have to pay other fees when you buy, hold, sell or switch units of the fund.

Fee	What you pay
Short-term trading fee	We may charge up to 2.00% of the value of units if there is a pattern of excessive redemptions/switches within 90 days of buying them. This fee goes to the fund.
Switch fee	Your representative's firm may charge you up to 2.00% of the value of units you switch.

IA CLARINGTON STRATEGIC CORPORATE BOND FUND - SERIES E5 AND T5 UNITS

What if I change my mind?

Under securities law in some provinces and territories, you have the right to:

- withdraw from an agreement to buy mutual fund securities within two business days after you receive a simplified prospectus or Fund Facts document, or
- cancel your purchase within 48 hours after you receive confirmation of the purchase.

In some provinces and territories, you also have the right to cancel a purchase, or in some jurisdictions, claim damages, if the simplified prospectus, Fund Facts document or financial statements contain a misrepresentation. You must act within the time limit set by the securities law in your province or territory. For more information, see the securities law of your province or territory or ask a lawyer.

For more information

Contact IA Clarington Investments Inc. or your representative for a copy of the fund's simplified prospectus and other disclosure documents. These documents and the Fund Facts make up the fund's legal documents.

IA Clarington Investments Inc. | Business Office

26 Wellington Street East, Suite 600, Toronto, Ontario M5E 1S2

IA Clarington Investments Inc. | Head Office

1080 Grande Allée West, PO Box 1907, Québec City, Québec G1K 7M3

Phone: 1.800.530.0204 | Email: funds@iaclarington.com

www.iaclarington.com

To learn more about investing in mutual funds, see the brochure **Understanding mutual funds**, which is available on the website of the Canadian Securities Administrators at www.securities-administrators.ca.

