

IA CLARINGTON CORE PLUS BOND FUND - SERIES E4 AND T4 UNITS

June 14, 2024

This document contains key information you should know about Series E4 and T4 units of IA Clarington Core Plus Bond Fund. You can find more details in the fund's simplified prospectus. Ask your representative for a copy, contact IA Clarington Investments Inc. at 1.800.530.0204 or funds@iaclarington.com, or visit www.iaclarington.com.

Before you invest in any fund, consider how the fund would work with your other investments and your tolerance for risk.

Series T4 is not available for purchase under the Low Load and Deferred Sales Charge Options.

QUICK FACTS*

Fund code(s): Series E4: CCM9299
Series T4: CCM9303 (FE), CCM9305 (LL), CCM9304 (DSC)

Date series started: Series E4: November 3, 2014
Series T4: June 25, 2014

Total value of fund on April 30, 2024: \$720.74 million

Management expense ratio (MER):** Series T4: 1.51%

Fund manager: IA Clarington Investments Inc.

Portfolio manager: iA Global Asset Management Inc.

Portfolio sub-advisor: Wellington Square Capital Partners Inc.

Distributions: Monthly; fixed dollar amount per unit targeted between 3% and 5% of series' NAV at end of previous calendar year (automatically reinvested unless you request to receive it in cash).

Minimum investment*:** Series T4: \$500 initial; \$50 additional (may be waived)

* This document pertains to Series E4 and T4 units. See below under "How much does it cost?" for information about the IA Clarington Elite Pricing Program (the "Program").

** See below under "Fund Expenses" for the MER applicable to each series.

*** See the fee decrease table below under "Fund Expenses" for the minimum investment amount.

What does the fund invest in?

The fund seeks to obtain current income while preserving capital and mitigating the effects of interest rate fluctuations through investments in and exposure to bonds including government bonds, investment grade bonds and high yield bonds, as well as other income-producing securities such as asset-backed securities and senior floating rate loans. The fund may invest a significant portion of its assets in foreign securities; such investments will generally be less than 50% of the fund's net assets.

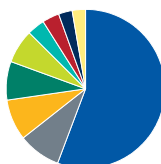
The charts below give you a snapshot of the fund's investments on April 30, 2024. If the fund invested in one or more mutual funds, the Investment mix chart shows the fund's proportionate sector allocation of the reference funds' investments and where applicable, the fund's direct investments. The Fund's investments will change.

Top 10 investments (April 30, 2024)

1. Cash and Other Net Assets	2.73%
2. Canadian Imperial Bank of Commerce, 4.000%, 2082-01-28	1.38%
3. The Bank of Nova Scotia, 3.625%, 2081-10-27	1.37%
4. Fore 8 Developments Inc., 8.000%, 2025-12-15	1.28%
5. Royal Bank of Canada, 4.500%, 2080-11-24	1.14%
6. Chartwell Retirement Residences, 6.000%, 2026-12-08	1.11%
7. Enbridge Inc., 8.495%, 2084-01-15	1.11%
8. Canadian Imperial Bank of Commerce, 4.200%, 2032-04-07	1.08%
9. Canadian Imperial Bank of Commerce, 5.300%, 2034-01-16	1.00%
10. Bank of Montreal, 6.034%, 2033-09-07	1.00%

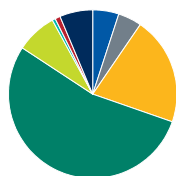
Total percentage of top 10 investments: 13.20%
Total number of investments: 239

Investment mix (April 30, 2024)



Asset allocation

- Canadian Investment Grade Corporate Bonds 55.73%
- Canadian High Yield Corporate Bonds 8.65%
- Asset-Backed Securities 8.32%
- U.S. Investment Grade Corporate Bonds 7.87%
- Foreign Investment Grade Corporate Bonds 6.90%
- Floating Rate Term Loans 3.57%
- U.S. High Yield Corporate Bonds 3.45%
- Other 2.78%
- Cash and Other Net Assets 2.73%



Credit ratings

- AAA 4.85%
- AA 4.37%
- A 20.07%
- BBB 52.03%
- BB 7.53%
- B 0.57%
- Pfd-2 0.98%
- Not Rated 6.11%

IA CLARINGTON CORE PLUS BOND FUND - SERIES E4 AND T4 UNITS

How risky is it?

The value of the fund can go down as well as up. You could lose money.

One way to gauge risk is to look at how much a fund's returns change over time. This is called "volatility".

In general, funds with higher volatility will have returns that change more over time. They typically have a greater chance of losing money and may have a greater chance of higher returns. Funds with lower volatility tend to have returns that change less over time. They typically have lower returns and may have a lower chance of losing money.

No guarantees

Like most mutual funds this fund doesn't have any guarantees. You may not get back the amount of money you invest.

Risk rating

IA Clarington Investments Inc. has rated the volatility of this fund as **low**.

This rating is based on how much the fund's returns have changed from year to year. It doesn't tell you how volatile the fund will be in the future. The rating can change over time. A fund with a low risk rating can still lose money.

Low	Low to medium	Medium	Medium to high	High
-----	---------------	--------	----------------	------

For more information about the risk rating and specific risks that can affect the fund's returns, see the section "What are the Risks of Investing in this Fund?" of the fund's simplified prospectus.

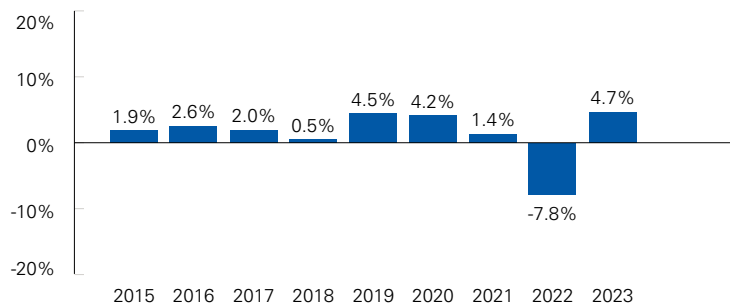
How has the fund performed?

This section tells you how Series T4 units of the fund have performed over the past nine years. Returns are after expenses have been deducted. These expenses reduce the fund's returns. The performance of Series E4 units would be similar to the performance of Series T4 but would vary as a result of the difference in the combined management and administration fees compared to Series T4 units as disclosed in the fee decrease table under "Fund Expenses" below.

Year-by-year returns

This chart shows how Series T4 units of the fund performed in each of the past nine calendar years. The fund dropped in value in one of the nine years.

The range of returns and change from year to year can help you assess how risky the fund has been in the past. It does not tell you how the fund will perform in the future.



Best and worst 3-month returns

This table shows the best and worst returns for Series T4 units of the fund in a 3-month period over the past nine years. The best and worst 3-month returns could be higher or lower in the future. Consider how much of a loss you could afford to take in a short period of time.

	Return	3 months ending	If you invested \$1,000 at the beginning of the period
Best return	4.99%	June 30, 2020	Your investment would rise to \$1,050
Worst return	-5.91%	March 31, 2020	Your investment would drop to \$941

Average return

A person who invested \$1,000 in Series T4 units of the fund since its inception holds today \$1,153, which represents an annual compounded rate of return of 1.45%.

Who is this fund for?

Investors who:

- Seek regular monthly income and preservation of capital*;
- Have low risk tolerance;
- Plan to invest over the medium to long term.

*Distributions on this series are expected to include a return of capital, which can erode the value of your investment.

A word about tax

In general, you'll have to pay income tax on any money you make on a fund. How much you pay depends on the tax laws where you live and whether or not you hold the fund in a registered plan, such as a Registered Retirement Savings Plan or a Tax-Free Savings Account.

Keep in mind that if you hold your fund in a non-registered account, fund distributions are included in your taxable income, whether you get them in cash or have them reinvested.

How much does it cost?

The following tables show the fees and expenses you could pay to buy, own and sell Series E4 and T4 units of the fund. The fees and expenses, including any commissions, can vary among series of a fund and among funds. Higher commissions can influence representatives to recommend one investment over another. Ask about other funds and investments that may be suitable for you at a lower cost.

As part of the Program, we may automatically switch your investment in Series T4 into Series E4 when your aggregate eligible investment in IA Clarington Funds reaches \$100,000, if at that time, Series E4 has a lower management fee.

If your aggregate eligible investment no longer meets the eligibility threshold, we may switch your investment back into another series, which may have a higher management fee. See the fee decrease table under "Fund Expenses" below.

Please see **Switching Between Mutual Fund Series** under the heading "Purchases, Switches and Redemptions" and "Fees and Expenses" of the Simplified Prospectus and speak to your representative for additional details.

IA CLARINGTON CORE PLUS BOND FUND - SERIES E4 AND T4 UNITS

1. Sales charges

Series E4 and T4 units are only available under the Front End Option. Series T4 is not available to purchases under the Deferred Sales Charge and Low Load and are only available by switching from securities of another IA Clarington Fund under the same sales charge option. For information about the redemption fees payable when you redeem units purchased under the Deferred Sales Charge and Low Load Options, please see **Redemption Fees** under the heading "Fees and Expenses" of the Simplified Prospectus and speak to your representative for additional details.

Sales charge option	What you pay		How it works
	in percent (%)	in dollars (\$)	
Front End Option	0% to 5% of the amount you buy	\$0 to \$50 on every \$1,000 you buy	You and your representative decide on the rate. The initial sales charge is deducted from the amount you buy. It goes to your representative's firm as a commission.

2. Fund expenses

You don't pay these expenses directly. They affect you because they reduce the fund's returns. Series T4 has higher combined management and administration fees than Series E4.

	Annual rate (as a % of the fund's value)	
	Series E4	Series T4
Management expense ratio (MER) This is the total of the fund's management fee (including the trailing commission), fixed administration fee and operating expenses.	1.20%	1.51%
Trading expense ratio (TER) These are the fund's trading costs.	0.01%	0.01%
Fund expenses	1.21%	1.52%
For every \$1,000 invested, this equals:	\$12.10	\$15.20

The table below sets out the combined management and administration fee decrease after automatic switch.

Investment	Series	Combined management and administration fee decrease (%)
Up to \$99,999	N/A	N/A
\$100,000 (may be across aggregate eligible investments in IA Clarington Funds)	E4	T4 - 0.28%

More about the trailing commission

The trailing commission is an ongoing commission. It is paid for as long as you own the fund. It is for the services and advice that your representative and their firm provide to you. IA Clarington Investments Inc. pays the trailing commission to your representative's firm. It is paid from the fund's management fee and is based on the value of your investment. The rate depends on the sales charge option you choose. We no longer pay trailing commissions to discount brokers.

Upon the automatic switch of your investment, your representative may receive a higher trailing commission of up to 0.50% of your investment each year.

Sales charge option	Amount of trailing commission	
	in percent (%)	in dollars (\$)
Front End Option	0.50%	\$5 each year on every \$1,000 invested
Low Load Option	First 3 years: 0.25% Afterward: 0.50%	\$2.50 each year on every \$1,000 invested \$5 each year on every \$1,000 invested
Deferred Sales Charge Option	First 7 years: 0.25% Afterward: 0.50%	\$2.50 each year on every \$1,000 invested \$5 each year on every \$1,000 invested

3. Other fees

You may have to pay other fees when you buy, hold, sell or switch units of the fund.

Fee	What you pay
Short-term trading fee	We may charge up to 2.00% of the value of units if there is a pattern of excessive redemptions/switches within 90 days of buying them. This fee goes to the fund.
Switch fee	Your representative's firm may charge you up to 2.00% of the value of units you switch.

IA CLARINGTON CORE PLUS BOND FUND - SERIES E4 AND T4 UNITS

What if I change my mind?

Under securities law in some provinces and territories, you have the right to:

- withdraw from an agreement to buy mutual fund securities within two business days after you receive a simplified prospectus or Fund Facts document, or
- cancel your purchase within 48 hours after you receive confirmation of the purchase.

In some provinces and territories, you also have the right to cancel a purchase, or in some jurisdictions, claim damages, if the simplified prospectus, Fund Facts document or financial statements contain a misrepresentation. You must act within the time limit set by the securities law in your province or territory. For more information, see the securities law of your province or territory or ask a lawyer.

For more information

Contact IA Clarington Investments Inc. or your representative for a copy of the fund's simplified prospectus and other disclosure documents. These documents and the Fund Facts make up the fund's legal documents.

IA Clarington Investments Inc. | Business Office

26 Wellington Street East, Suite 600, Toronto, Ontario M5E 1S2

IA Clarington Investments Inc. | Head Office

1080 Grande Allée West, PO Box 1907, Québec City, Québec G1K 7M3

Phone: 1.800.530.0204 | Email: funds@iaclarington.com

www.iaclarington.com

To learn more about investing in mutual funds, see the brochure **Understanding mutual funds**, which is available on the website of the Canadian Securities Administrators at www.securities-administrators.ca.

