

IA WEALTH CONSERVATIVE PORTFOLIO - SERIES A UNITS

June 15, 2021

This document contains key information you should know about IA Wealth Conservative Portfolio. You can find more details in the fund's simplified prospectus. Ask your representative for a copy, contact IA Clarington Investments Inc. at 1.800.530.0204 or funds@iaclarington.com, or visit www.iaclarington.com.

Before you invest in any fund, consider how the fund would work with your other investments and your tolerance for risk.

QUICK FACTS

Fund code(s): CCM8601 (LL), CCM8600 (DSC)

Date series started: April 15, 2016

Total value of fund on April 30, 2021: \$78.25 million

Management expense ratio (MER): 2.13%

Fund manager: IA Clarington Investments Inc.

Portfolio manager: Industrial Alliance Investment Management Inc.

Minimum investment: \$500 initial; \$50 additional (may be waived)

What does the fund invest in?

The fund seeks to provide capital protection, generate income and provide modest capital growth by investing primarily, directly or indirectly, in a diversified portfolio of other mutual funds with an emphasis on North American fixed income funds. The fund will have small exposure to Canadian, U.S. and global balanced and equity funds and may also invest in ETFs ("exchange-traded funds") or other securities to gain direct exposure to an asset class.

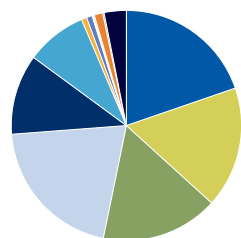
The charts below give you a snapshot of the fund's investments on April 30, 2021. The Investment mix chart shows the fund's proportionate sector allocation of the reference funds' investments and where applicable, the fund's direct investments. The Fund's investments will change.

Top 10 investments (April 30, 2021)

1. IA Wealth Core Bond Pool, Series I	34.06%
2. IA Clarington Loomis Global Multisector Bond Fund, Series I	10.08%
3. PIMCO Monthly Income Fund (Canada)	6.29%
4. IA Clarington Emerging Markets Bond Fund, Series I	6.20%
5. IA Clarington Strategic Corporate Bond Fund, Series I	4.63%
6. IA Clarington Floating Rate Income Fund, Series I	4.20%
7. iShares Core MSCI EAFE ETF	3.40%
8. IA Clarington Core Plus Bond Fund, Series I	3.36%
9. iShares S&P/TSX 60 Index Fund	3.25%
10. Cash and Other Net Assets	2.56%

Total percentage of top 10 investments: 78.03%

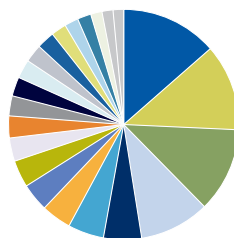
Total number of investments: 26



Credit Ratings

AAA	12.91%
AA	11.13%
A	10.79%
BBB	13.46%
BB	7.38%
B	5.60%
CCC	0.49%
Below CCC	0.52%
Pfd-2	0.06%
Pfd-3	0.15%
R1	0.78%
R2	0.13%
Not Rated	2.04%

Investment mix (April 30, 2021)



Asset Allocation

Canadian Investment Grade Corporate Bonds	13.55%
Investment Funds - Equity	12.18%
Federal Government Bonds	11.91%
Provincial Bonds and Guarantees	9.85%
Other	5.34%
Asset-Backed Securities	5.05%
Canadian High Yield Corporate Bonds	4.22%
U.S. Investment Grade Corporate Bonds	3.94%
Cash and Other Net Assets	3.80%
Investment Funds - Bond	3.28%
U.S. High Yield Corporate Bonds	3.08%
Information Technology	2.81%
Floating Rate Term Loans	2.69%
Financials	2.63%
Corporate Bonds	2.53%
Foreign Investment Grade Corporate Bonds	2.51%
Industrials	2.14%
Foreign High Yield Corporate Bonds	1.94%
Municipal Bonds and Guarantees	1.92%
Health Care	1.59%
Consumer Discretionary	1.55%
Federal Guarantees	1.49%

How risky is it?

The value of the fund can go down as well as up. You could lose money.

One way to gauge risk is to look at how much a fund's returns change over time. This is called "volatility".

In general, funds with higher volatility will have returns that change more over time. They typically have a greater chance of losing money and may have a greater chance of higher returns. Funds with lower volatility tend to have returns that change less over time. They typically have lower returns and may have a lower chance of losing money.

IA WEALTH CONSERVATIVE PORTFOLIO - SERIES A UNITS

Risk rating

IA Clarington Investments Inc. has rated the volatility of this fund as **low**.

This rating is based on how much the fund's returns have changed from year to year. It doesn't tell you how volatile the fund will be in the future. The rating can change over time. A fund with a low risk rating can still lose money.



For more information about the risk rating and specific risks that can affect the fund's returns, see the "What are the Risks of Investing in this Fund?" and "Who Should Invest in this Fund?" sections of the fund's simplified prospectus.

No guarantees

Like most mutual funds this fund doesn't have any guarantees. You may not get back the amount of money you invest.

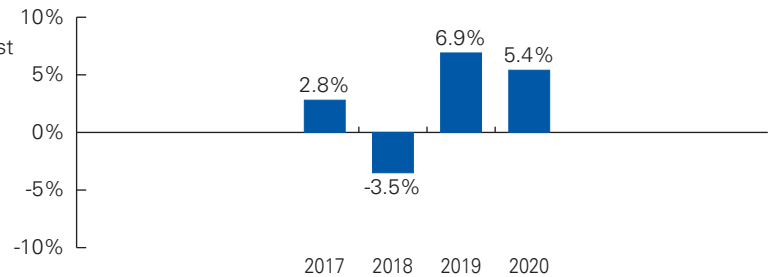
How has the fund performed?

This section tells you how Series A units of the fund have performed over the past four years. Returns are after expenses have been deducted. These expenses reduce the fund's returns.

Year-by-year returns

This chart shows how Series A units of the fund performed in each of the past four calendar years. The fund dropped in value in one of the four years.

The range of returns and change from year to year can help you assess how risky the fund has been in the past. It does not tell you how the fund will perform in the future.



Best and worst 3-month returns

This table shows the best and worst returns for Series A units of the fund in a 3-month period over the past four years. The best and worst 3-month returns could be higher or lower in the future. Consider how much of a loss you could afford to take in a short period of time.

	Return	3 months ending	If you invested \$1,000 at the beginning of the period
Best return	7.43%	June 30, 2020	your investment would rise to \$1,074
Worst return	-6.63%	March 31, 2020	your investment would drop to \$934

Average return

A person who invested \$1,000 in Series A units of the fund on April 19, 2016 would have had \$1,150 on April 30, 2021. This works out to an annual compounded return of 2.83%.

Who is this fund for?

Investors who:

- Seek a flow of income with preservation of capital and the possibility for capital appreciation;
- Have low risk tolerance;
- Plan to invest over the medium to long term.

A word about tax

In general, you'll have to pay income tax on any money you make on a fund. How much you pay depends on the tax laws where you live and whether or not you hold the fund in a registered plan, such as a Registered Retirement Savings Plan or a Tax-Free Savings Account.

Keep in mind that if you hold your fund in a non-registered account, fund distributions are included in your taxable income, whether you get them in cash or have them reinvested.

How much does it cost?

The following tables show the fees and expenses you could pay to buy, own and sell Series A units of the fund. The fees and expenses, including any commissions, can vary among series of a fund and among funds. Higher commissions can influence representatives to recommend one investment over another. Ask about other funds and investments that may be suitable for you at a lower cost.

1. Sales charges

You have to choose a sales charge option when you buy the fund. Ask about the pros and cons of each option.

Series A units are not available under the Front End Option.

Sales charge option	What you pay		How it works
	in percent (%)	in dollars (\$)	
Front End Option	N/A	N/A	N/A

IA WEALTH CONSERVATIVE PORTFOLIO - SERIES A UNITS
1. Sales charges (cont'd)

Low Load Option	If you hold your investment for 3 years, you do not pay a redemption fee. If you sell within 3 years of purchase, you have to pay a fee. If you sell within: 1 year of buying: 3.00% 2 years of buying: 2.50% 3 years of buying: 2.25% After 3 years: nothing	\$0 to \$30 on every \$1,000 you bought; amount depends on the date of redemption	IA Clarington Investments Inc. pays your representative's firm a commission of 2.5% of the amount you invest. The commission is not deducted from your investment. You pay IA Clarington Investments Inc. a redemption fee (calculated as a percentage of the amount invested) if you sell your investment within three years of purchase, or switch your investment to another sales charge option. You can switch to securities of another fund under the Low Load Option without paying any redemption fees at the time of the switch. The low load sales charge schedule will be based on the date you bought the first fund. Your Series A units will be automatically switched to Series B units when the redemption fee schedule has expired.
Deferred Sales Charge Option	If you hold your investment for 7 years, you do not pay a redemption fee. If you sell within 7 years of purchase, you have to pay a fee. If you sell within: 1 year of buying: 5.75% 2 years of buying: 5.50% 3 years of buying: 5.00% 4 years of buying: 4.50% 5 years of buying: 4.00% 6 years of buying: 3.50% 7 years of buying: 2.00% After 7 years: nothing	\$0 to \$57.50 on every \$1,000 you sell	The deferred sales charge is a set rate. It is deducted from the amount you sell. When you buy the fund, IA Clarington Investments Inc. pays your representative's firm a commission of 5%. Any deferred sales charge you pay goes to IA Clarington Investments Inc. You can sell up to 10% of your units each year without paying a deferred sales charge. You can switch to securities of another fund under the Deferred Sales Charge Option at any time without paying a deferred sales charge. The deferred sales charge schedule will be based on the date you bought the first fund. Your Series A units will be automatically switched to Series B units when the redemption fee schedule has expired.

2. Fund expenses

You don't pay these expenses directly. They affect you because they reduce the fund's returns.

As at March 31, 2021, the fund's expenses were 2.16% of its value. This equals \$21.60 for every \$1,000 invested.

Annual rate (as a % of the fund's value)	
Management expense ratio (MER) This is the total of the fund's management fee (including the trailing commission), fixed administration fee and operating expenses.	2.13%
Trading expense ratio (TER) These are the fund's trading costs.	0.03%
Fund expenses	2.16%

We may automatically switch your investment in Series A, into elite pricing Series E when your investment reaches \$100,000, if at that time, Series E has a lower management fee.

If your investment no longer meets the eligibility threshold, we may switch your investment back into Series A, which may have a higher management fee. Please see *Switching Between Series* under the heading "Purchases, Switches and Redemptions" of the Simplified Prospectus and speak to your representative for additional details.

Combined management and administration fee decrease	
Series E	0.32%

IA WEALTH CONSERVATIVE PORTFOLIO - SERIES A UNITS

More about the trailing commission

The trailing commission is an ongoing commission. It is paid for as long as you own the fund. It is for the services and advice that your representative and their firm provide to you. IA Clarington Investments Inc. pays the trailing commission to your representative's firm. It is paid from the fund's management fee and is based on the value of your investment.

Series A units are not available under the Front End Option.

Sales charge option	Amount of trailing commission	
	in percent (%)	in dollars (\$)
Front End Option	N/A	N/A
Low Load Option	First 3 years: 0.375% Afterward: 0.75%	\$3.75 each year on every \$1,000 invested \$7.50 each year on every \$1,000 invested
Deferred Sales Charge Option	First 7 years: 0.375% Afterward: 0.75%	\$3.75 each year on every \$1,000 invested \$7.50 each year on every \$1,000 invested

3. Other fees

You may have to pay other fees when you buy, hold, sell or switch units of the fund.

Fee	What you pay
Short-term trading fee	We may charge up to 2.00% of the value of units if there is a pattern of excessive redemptions/switches within 90 days of buying them. This fee goes to the fund.
Switch fee	Your representative's firm may charge you up to 2.00% of the value of units you switch.

What if I change my mind?

Under securities law in some provinces and territories, you have the right to:

- withdraw from an agreement to buy mutual fund securities within two business days after you receive a simplified prospectus or Fund Facts document, or
- cancel your purchase within 48 hours after you receive confirmation of the purchase.

In some provinces and territories, you also have the right to cancel a purchase, or in some jurisdictions, claim damages, if the simplified prospectus, annual information form, Fund Facts document or financial statements contain a misrepresentation. You must act within the time limit set by the securities law in your province or territory. For more information, see the securities law of your province or territory or ask a lawyer.

For more information

Contact IA Clarington Investments Inc. or your representative for a copy of the fund's simplified prospectus and other disclosure documents. These documents and the Fund Facts make up the fund's legal documents.

IA Clarington Investments Inc. | Business Office
522 University Ave. Suite 700, Toronto, Ontario M5G 1Y7

IA Clarington Investments Inc. | Head Office
1080 Grande Allée West, PO Box 1907, Québec City, Québec G1K 7M3

Phone: 1.800.530.0204 | Email: funds@iaclarington.com
www.iaclarington.com

To learn more about investing in mutual funds, see the brochure **Understanding mutual funds**, which is available on the website of the Canadian Securities Administrators at www.securities-administrators.ca

